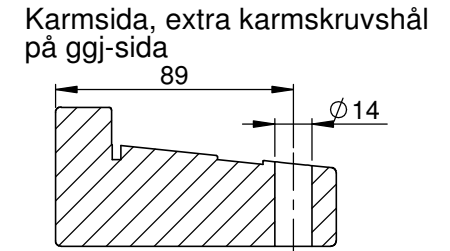
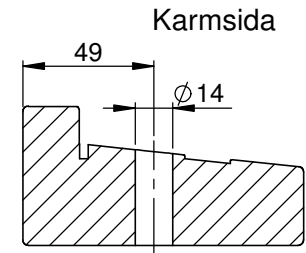
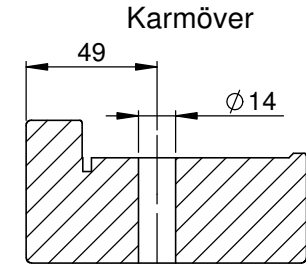
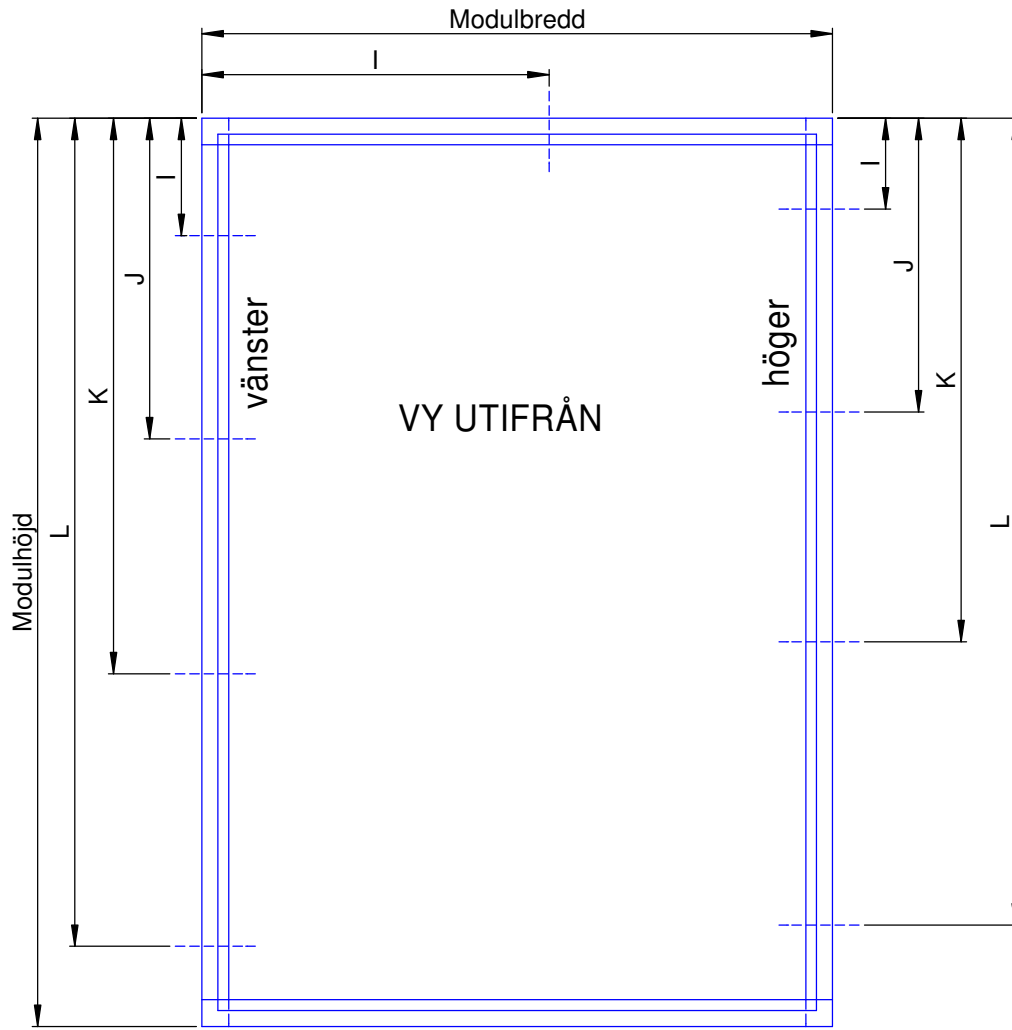


Rev.	Description	Rev. by	Date
B	Tabell för karmsida höger uppdaterad	HS	2024-03-04

## DÖRR 1-LUFT



### Karmöver

Modul	I
13	744
14	794
15	844
16	894
17	944
18	994
19	1044
20	1094

### Extra karmskruvshål på ggj-sida

Modul	Övre	Undre
18	404	1444
19	404	1544
20	404	1644
21	404	1744
22	404	1844
23	404	1944
24	404	2044
25	404	2144

### Karmsida Vänster

Modul	I	J	K	L
18	220	610	1040	1632
19	220	660	1140	1732
20	220	710	1240	1832
21	220	760	1340	1932
22	220	810	1440	2032
23	220	860	1540	2132
24	220	910	1640	2232
25	220	960	1740	2332

### Karmsida Höger

Modul	I	J	K	L
18	170	560	990	1582
19	170	610	1090	1682
20	170	660	1190	1782
21	170	710	1290	1882
22	170	760	1390	1982
23	170	810	1490	2082
24	170	860	1590	2182
25	170	910	1690	2282

Product Category

Window Outward

Product Type

Side Hung

Designed by	Designed date	Approved by	Approved date	Processing Code	Material	
JB	2018-02-20		2024-03-04		Pine	
					Tolerances unless otherwise specified	View orientation
					ISO 2768-1 m	
Karmskravsplacering, frontvy Dörr Frame screw placement, Front view Door					Article Number	Scale
					61-39-E14	1:2
					Drawing Number	Revision
					61-39-E14	B